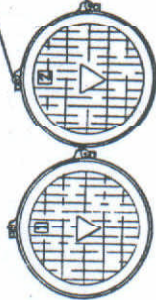


G-230

ASSEMBLY INSTRUCTIONS
3891772 CORVETTE 19000 SERIES

VERTICAL ADJ. SCREW




HORIZONTAL ADJ. SCREW

HEAD LAMP ARE TO BE AIMED AS FOLLOWS:
(This specification represents the SAE visual aim specifications per SAE code J-599a)

Headlamp Visual Aim Specifications
Beam locations are shown on an aiming board 25 feet from the lamps.
Horizontal - Represents a horizontal centerline at the level of the lamp centers.
Vertical - Represents a vertical centerline straight ahead of the lamp center.

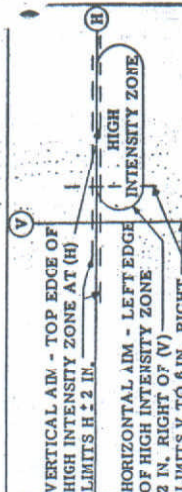
High Beam - #1 lamp to be aimed as shown.

- Center of high intensity zone must be on the vertical line of lamp with limits of 6" left and right of vertical.
- Center of high intensity zone must be 3" below horizontal with limits of 2 inches above and below the specified horizontal position.



Low Beam - Low beam filament of #2 lamps to be aimed as shown

- Left hand edge of high intensity zone must be 2" right of vertical with limits of 6" on vertical line to 6" right of vertical line.
- Upper edge of high intensity zone must be at horizontal with limits of 2" above and below the horizontal line.



IT IS SUGGESTED MECHANICAL AIM BE CONSIDERED AS FOLLOWS:

HORIZONTAL

"When using a mechanical type aimer incorporating a split image or equivalent, the aiming plane horizontal setting is 0°, 40°, R. H. and L. H. aimers calibrated to read 0° when mounted on individual checking planes angled .30° to right for L. D. vehicles; .30° left for R. D. vehicles."

VERTICAL

"The aiming plane vertical setting is 0°.20 using the same mechanical aimer incorporating a split level or equivalent and calibrated to read 0° when aiming plane is perpendicular to level."

"Vehicle to be a curb minus gas weight and on a level area of transit accuracy for all four wheels."

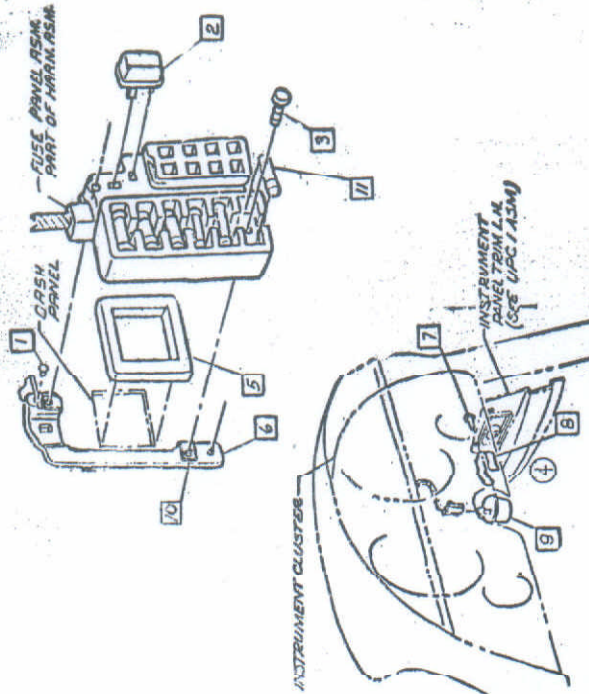
CHEVROLET MOTOR DIVISION, GMC*		UFC	DATE	TRN	REVISION RECORD	AUTH	D	CS
HEADLAMP AIMING		12						
19000		ALL						
DWG 5-25-66 (WO) REF: A/2								
DATE REC. 6-13								

G-231

ASSEMBLY INSTRUCTIONS
3891772 CORVETTE 19000 SERIES

- | | | |
|---|---------|----------------|
| 1 | 455684 | RIVET |
| 2 | 1381303 | FLASHER ASM. |
| 3 | 3883794 | OPT |
| 4 | 3380425 | SCREEN-SPECIAL |
| 5 | 3781674 | GASKET |

- | | | |
|----|---------|-------------|
| 6 | 390997 | PLATE |
| 7 | 941928 | SCREW |
| 8 | 3866440 | CLIP |
| 9 | 383639 | FLASHER OPT |
| 10 | 383638 | FLASHER OPT |
| 11 | 9422836 | "U" NUT |
| 12 | 106653 | FUSE |



15-20 LBS. IN.
15-25 LBS. IN.

CHEVROLET MOTOR DIVISION, GMC*		UFC	DATE	TRN	REVISION RECORD	AUTH	D	CS
FUSE PANEL ASM. & DIRECTION SIGNAL FLASHER		12						
19000		B1						
DWG 5-25-66 (WO) REF: A/2								
DATE REC. 6-13								